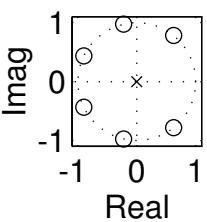


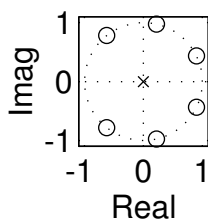
PROBLEM:

Match the frequency responses (#A–#E) with the correct pole-zero plots (#1 – #6). Poles are denoted with an **x** and zeros with an **o**.

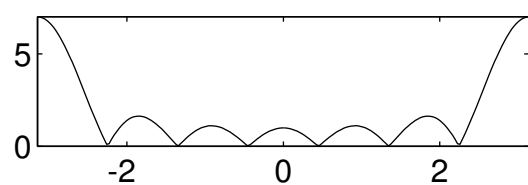
Pole-Zero Plot #1



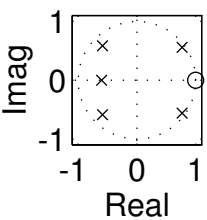
Pole-Zero Plot #2



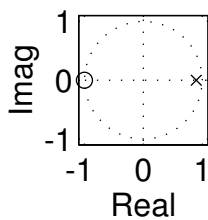
FREQ RESPONSE: A



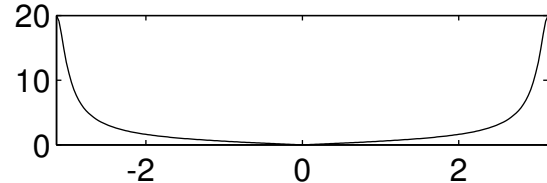
Pole-Zero Plot #3



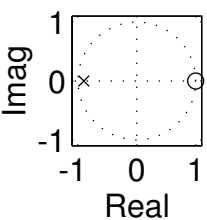
Pole-Zero Plot #4



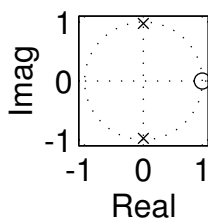
FREQ RESPONSE: B



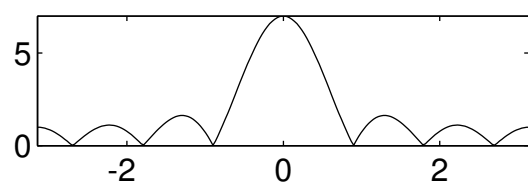
Pole-Zero Plot #5



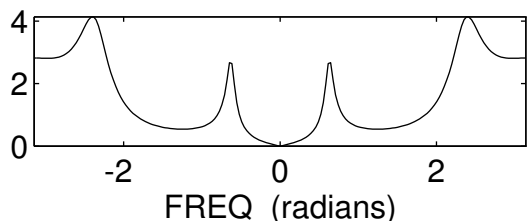
Pole-Zero Plot #6



FREQ RESPONSE: C



FREQ RESPONSE: E



FREQ RESPONSE: D

